

**Parking and Transportation Survey
Conducted at Rutgers University - New Brunswick
2018**

Data and Report

By

**The Budget, Planning, and Infrastructure Committee,
New Brunswick Faculty Council (NBFC)**

Triveni Kuchi and Ryan Womack (co-chairs)

Introduction

Faculty working on the New Brunswick Campus were surveyed in 2018 via the official all NB faculty list, reaching over 4600 list members. Of these, 869 completed responses were received (18.9% response rate).

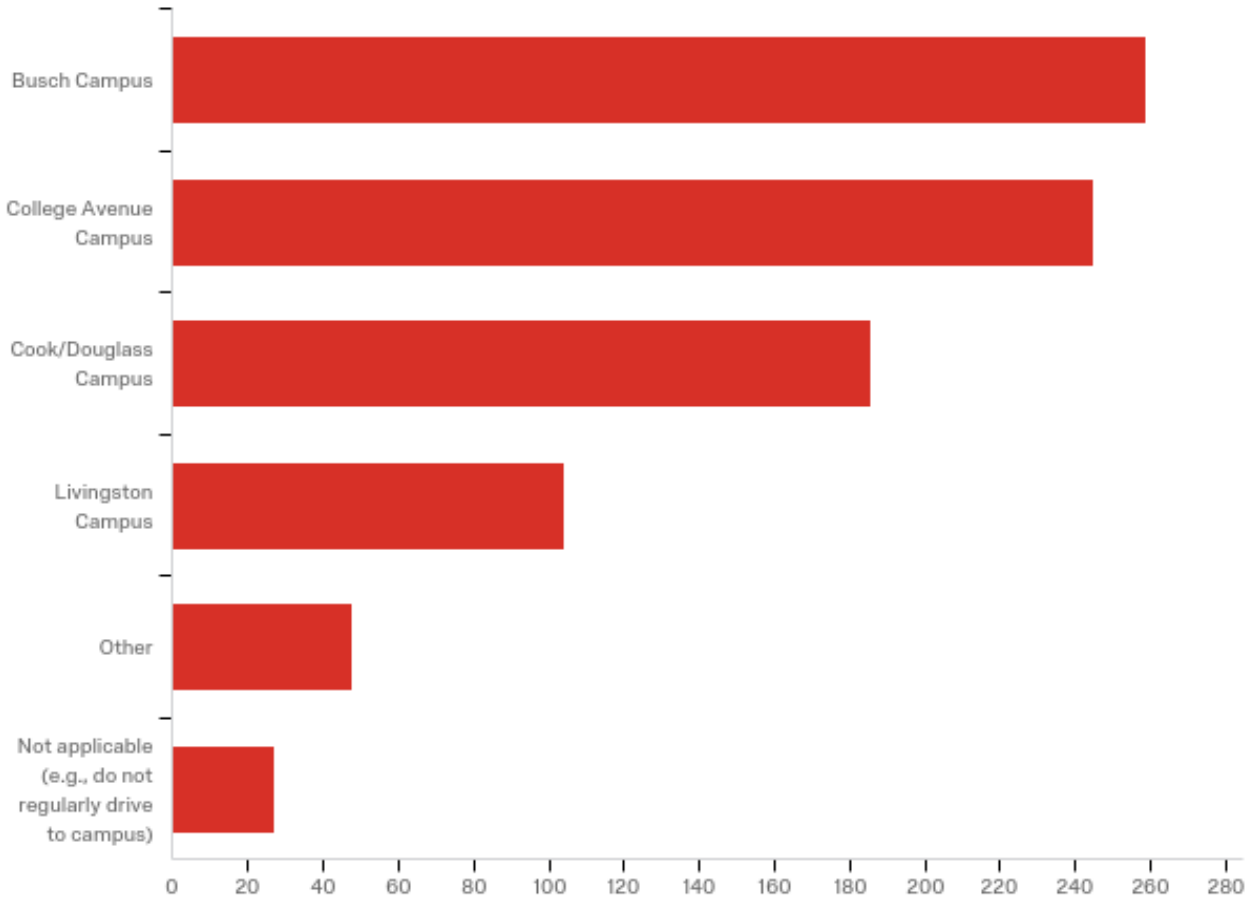
The comments expressed concern primarily about availability of parking spaces in proximity to primary work location and cost of parking. Parking availability for visitors and guests was also a major concern. The quantitative portions of the survey identify the same issues of concern. Ice and snow removal, disabled parking, and general opening schedule of lots were viewed with more satisfaction. Monday through Thursday are the busiest parking times, but there is no great difference between these days, or morning and evening activity on those days. The plurality of respondents park on campus 5 days a week. Although satisfaction was higher on individual issues such as communication, satisfaction with parking overall is lower, with 54% being moderately satisfied or higher, and 24% not at all satisfied. Campuses have similar concerns as measured by ratings, although the loss of spaces on College Ave is particularly noted in the comments. Comments also repeatedly note the unhelpful attitudes experienced during interactions with the parking department.

The Budget, Planning, and Infrastructure Committee recommends the following:

- Make efforts to ensure greater availability of parking close to the place of work.
- Make greater provision for visitor and guest parking across all campuses.
- Improve communication and work together with faculty to address concerns and dissatisfaction, particularly with the customer service aspects of dealing with Transportation Services.
- Transportation Services should meet with NBFC to discuss how AY 2019 parking changes (license plate based registration, new website, etc) have impacted issues identified in the 2018 survey.

Full results are summarized by question below, including breakouts by home campus of results and individual comments.

Which campus or campuses do you park on for your regular work day?

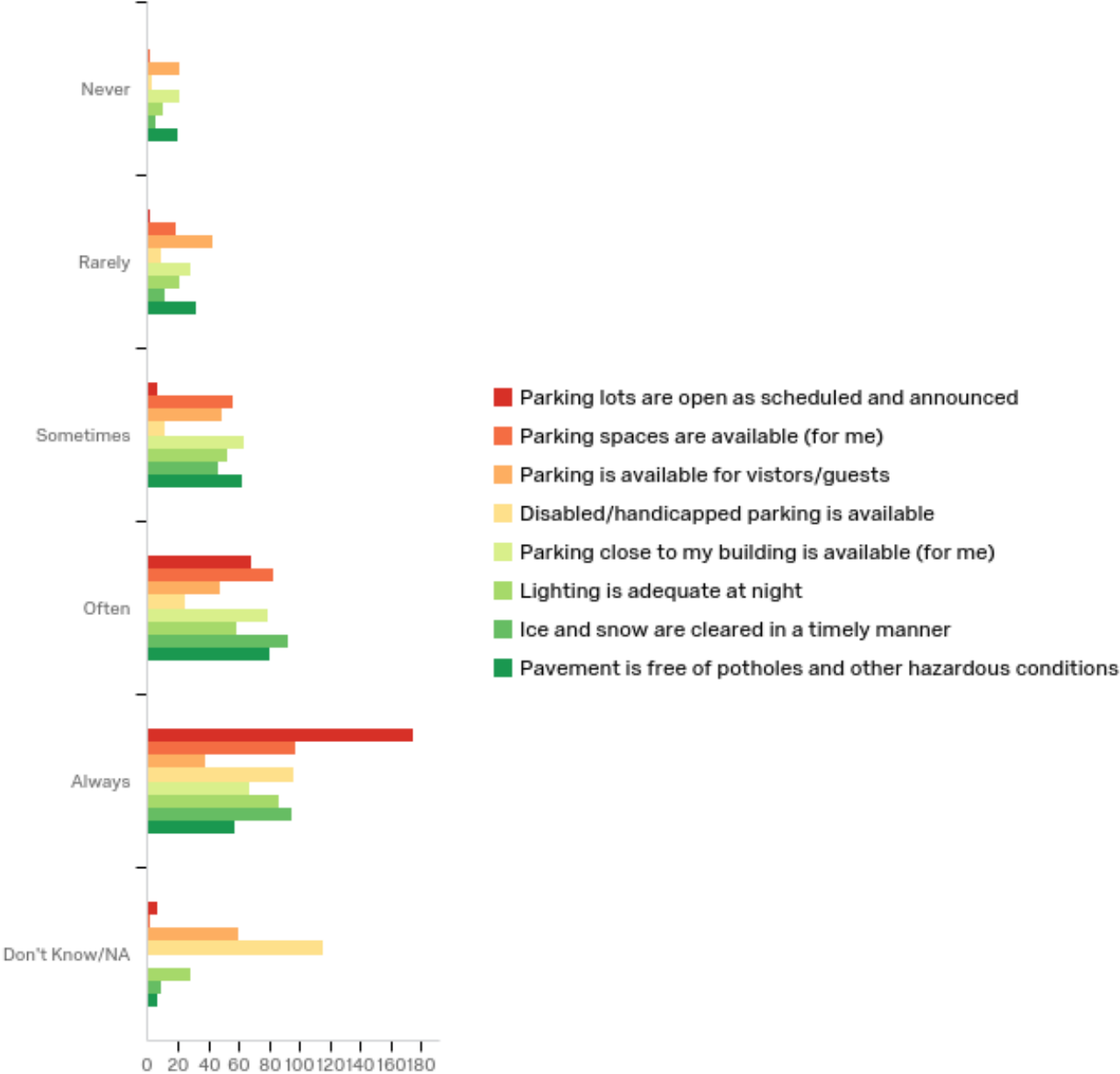


#	Answer	%	Count
1	Busch Campus	34%	259
2	College Avenue Campus	32%	245
3	Cook/Douglass Campus	24%	186
4	Livingston Campus	13%	104
5	Other	6%	48
6	Not applicable (e.g., do not regularly drive to campus)	3%	27
	Total	100%	773

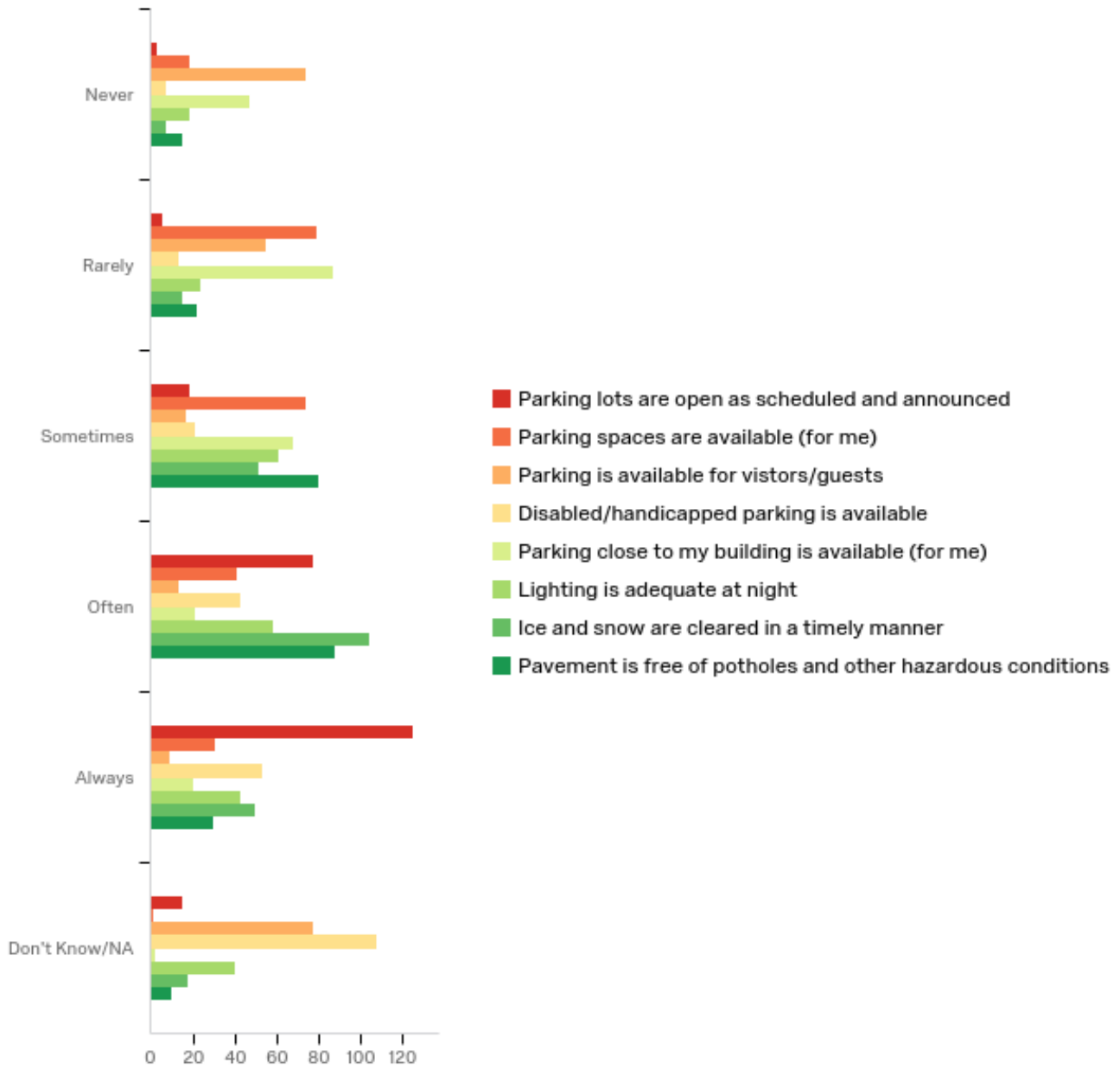
Thinking about your parking at your regular work location during the semester, how frequently have you had the following experiences with parking at Rutgers lots?

Frequency

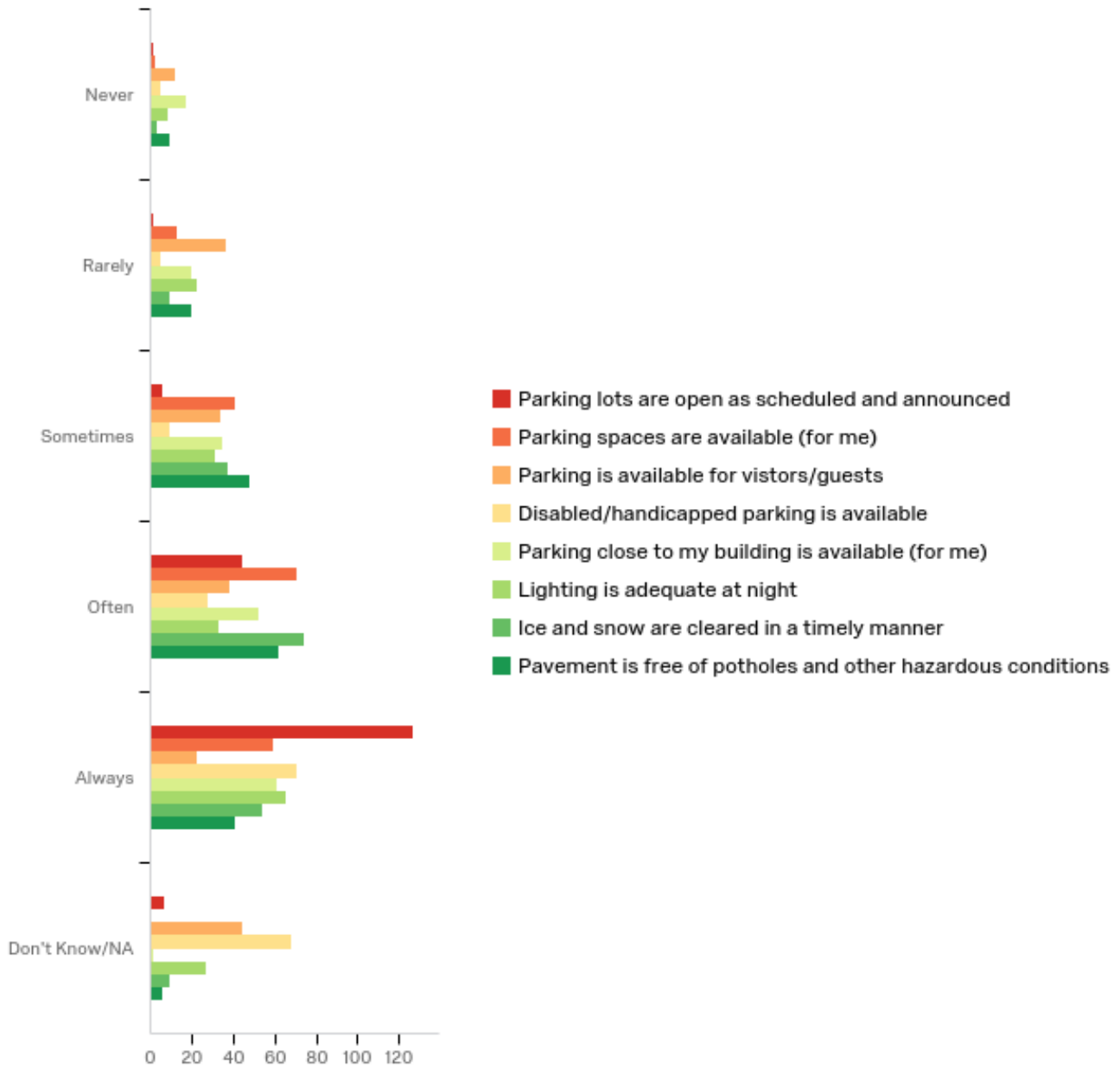
Busch Campus



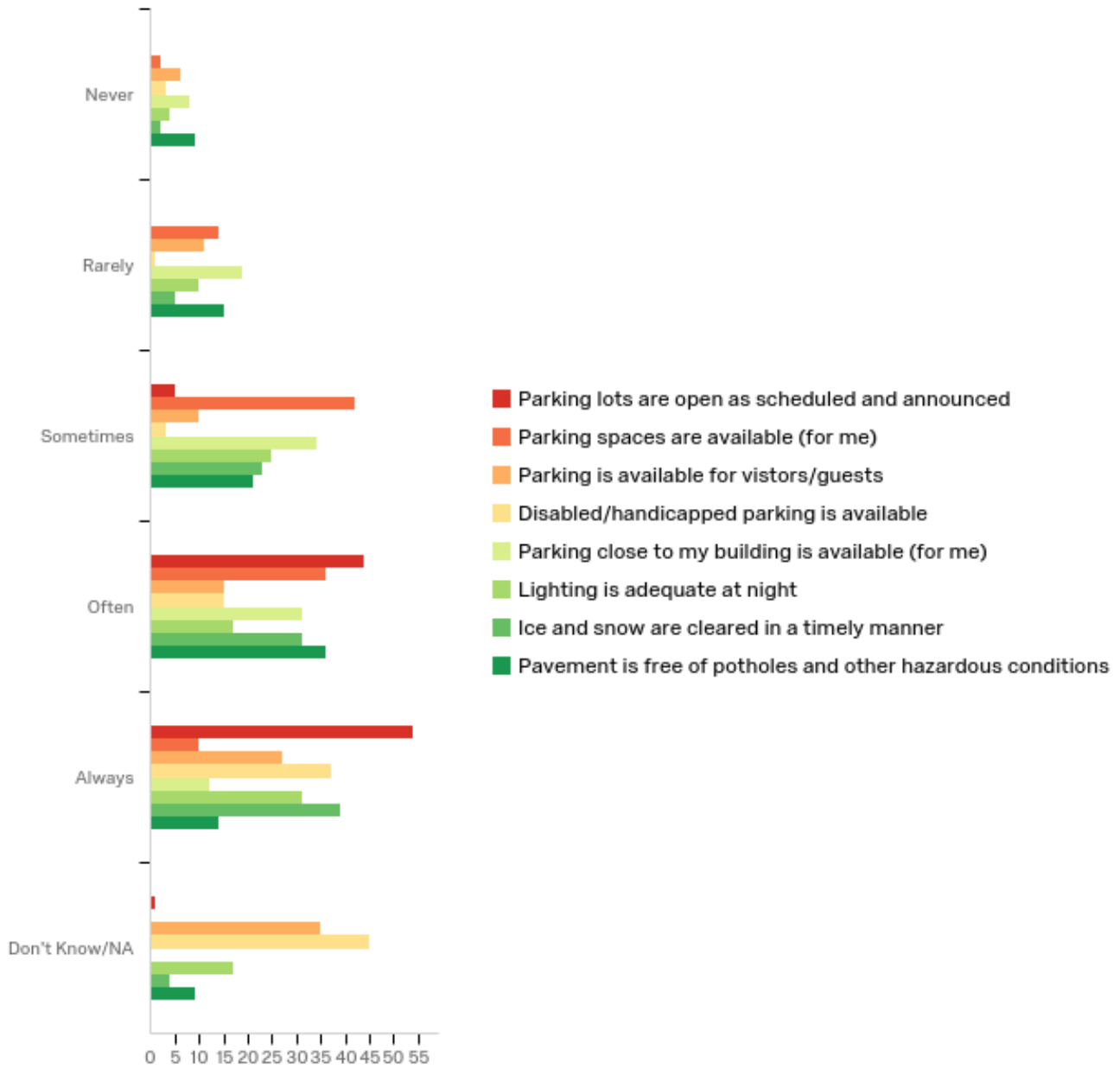
College Avenue Campus



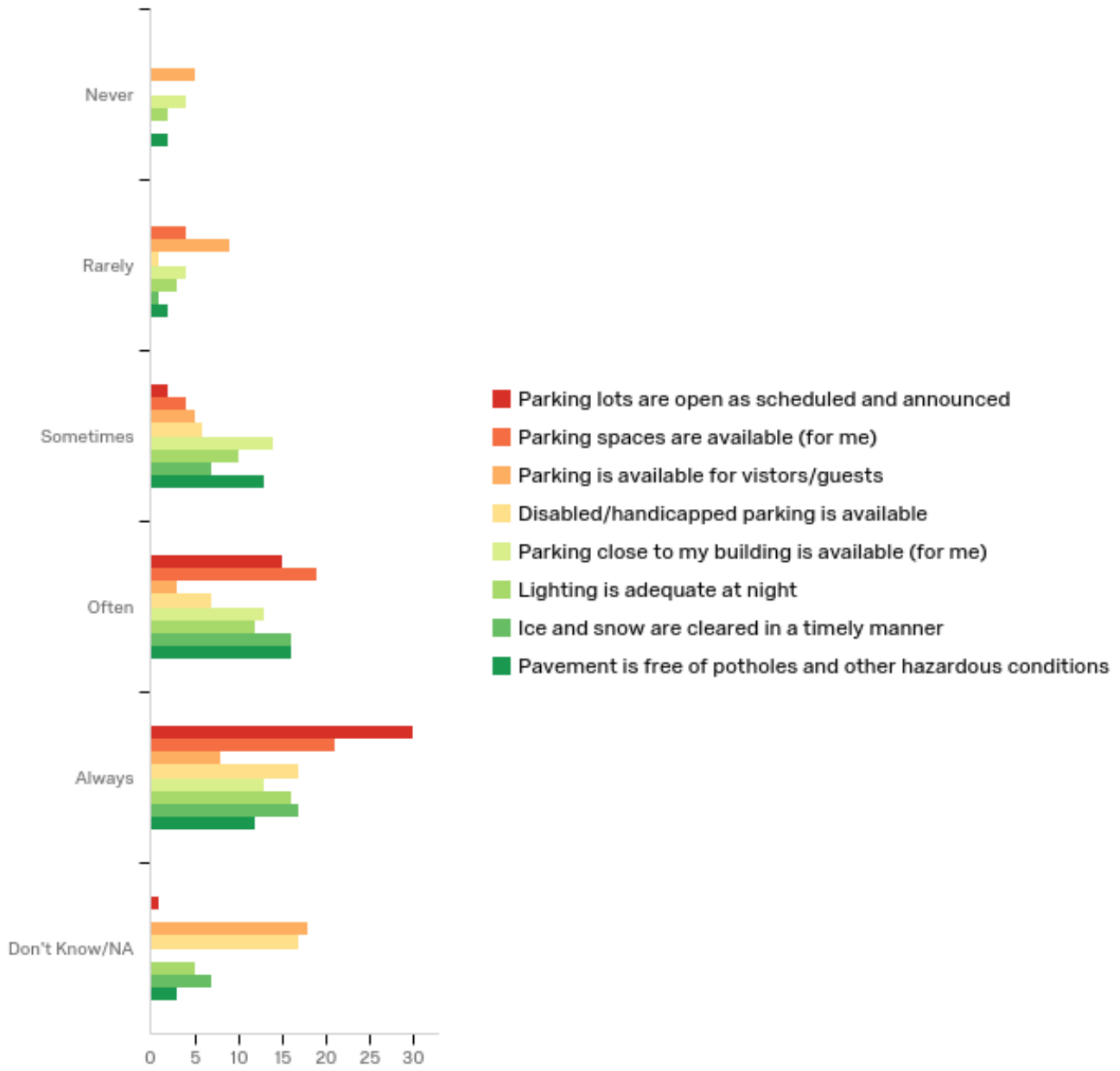
Cook/Douglass Campus



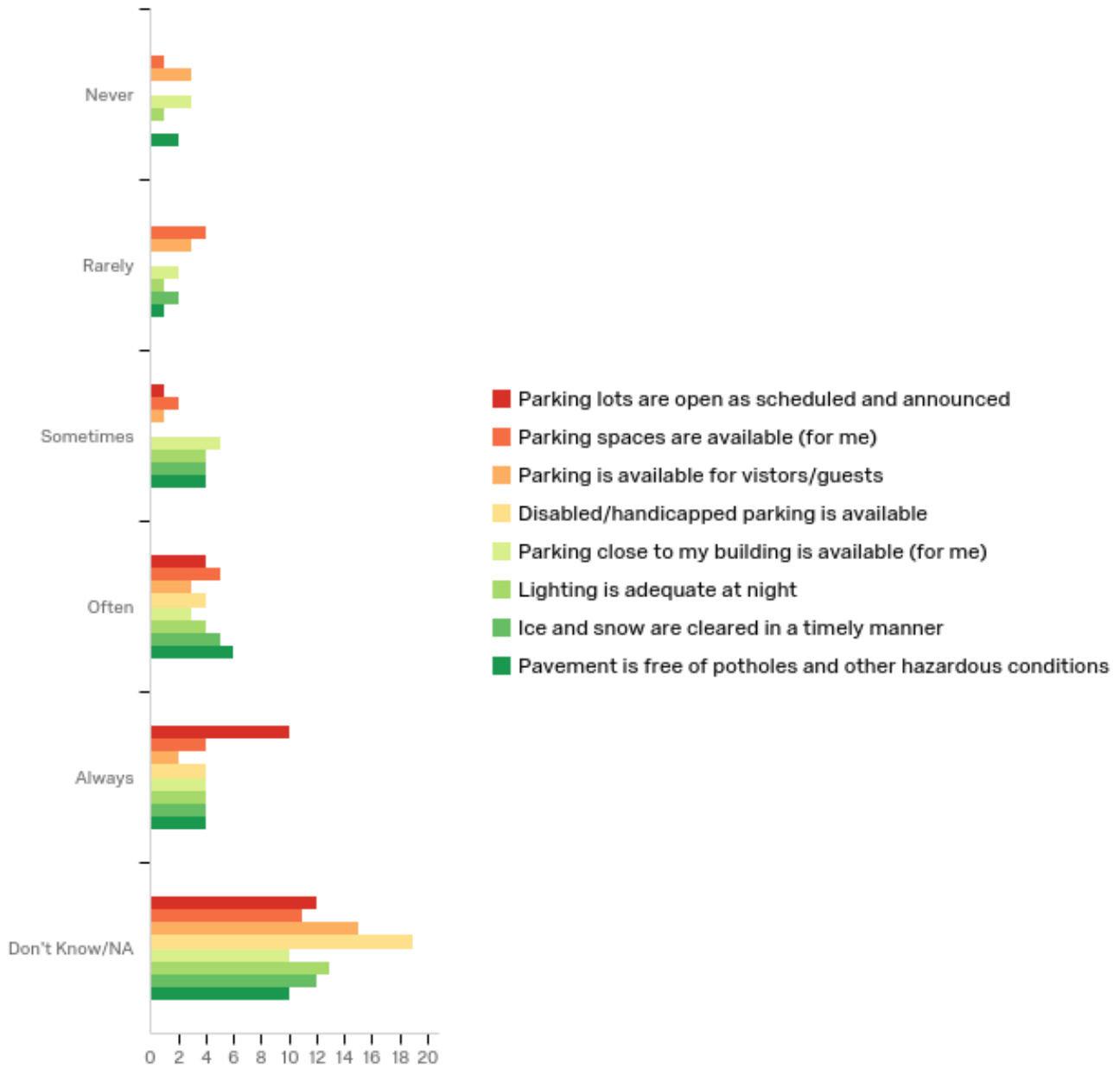
Livingston Campus



Other



Not applicable (e.g., do not regularly drive to campus)



Busch Campus

#	Question	Never		Rarely		Some times		Often		Always		Don't Know/NA	
1	Parking lots are open as scheduled and announced	0%	0	1%	2	2%	7	13%	68	25%	175	3%	7
2	Parking spaces are available (for me)	2%	2	12%	19	16%	56	15%	83	14%	97	1%	2
3	Parking is available for visitors/guests	26%	21	26%	43	14%	49	9%	48	5%	38	26%	60
4	Disabled/handicapped parking is available	4%	3	5%	9	3%	11	5%	25	13%	96	50%	115
5	Parking close to my building is available (for me)	26%	21	17%	28	18%	63	15%	79	9%	67	0%	1
6	Lighting is adequate at night	12%	10	13%	21	15%	53	11%	59	12%	87	13%	29
7	Ice and snow are cleared in a timely manner	6%	5	7%	11	13%	46	17%	93	13%	95	4%	9
8	Pavement is free of potholes and other hazardous conditions	24%	20	19%	32	18%	62	15%	81	8%	57	3%	7
	Total	Total	82	Total	165	Total	347	Total	536	Total	712	Total	230

College Avenue Campus

#	Question	Never		Rarely		Sometimes		Often		Always		Don't Know/NA	
1	Parking lots are open as scheduled and announced	2%	3	2%	6	5%	19	17%	77	35%	125	6%	15
2	Parking spaces are available (for me)	10%	19	26%	79	19%	74	9%	41	9%	31	0%	1
3	Parking is available for visitors/guests	39%	74	18%	55	4%	17	3%	13	2%	9	28%	77
4	Disabled/handicapped parking is available	4%	7	4%	13	5%	21	10%	43	15%	53	40%	108
5	Parking close to my building is available (for me)	25%	47	29%	87	17%	68	5%	21	6%	20	1%	2
6	Lighting is adequate at night	10%	19	8%	24	16%	61	13%	58	12%	43	15%	40
7	Ice and snow are cleared in a timely manner	4%	7	5%	15	13%	51	23%	104	14%	50	7%	18

8	Pavement is free of potholes and other hazardous conditions	8%	15	7%	22	20%	80	20%	88	8%	30	4%	10
	Total	Total	191	Total	301	Total	391	Total	445	Total	361	Total	271

Cook/Douglass Campus

#	Question	Never		Rarely		Sometimes		Often		Always		Don't Know/NA	
1	Parking lots are open as scheduled and announced	2%	1	1%	1	2%	6	11%	44	25%	127	4%	7
2	Parking spaces are available (for me)	4%	2	10%	13	17%	41	18%	71	12%	59	0%	0
3	Parking is available for visitors/guests	21%	12	29%	36	14%	34	9%	38	4%	22	27%	44
4	Disabled/handicapped parking is available	9%	5	4%	5	4%	9	7%	28	14%	71	42%	68
5	Parking close to my building is available (for me)	30%	17	16%	20	15%	35	13%	52	12%	61	1%	1
6	Lighting is adequate at night	14%	8	17%	22	13%	31	8%	33	13%	65	17%	27
7	Ice and snow are cleared in a timely manner	5%	3	7%	9	15%	37	18%	74	11%	54	6%	9
8	Pavement is free of potholes and other hazardous conditions	16%	9	16%	20	20%	48	15%	62	8%	41	4%	6
	Total	Total	57	Total	126	Total	241	Total	402	Total	500	Total	162

Livingston Campus

#	Question	Never		Rarely		Sometimes		Often		Always		Don't Know/NA	
1	Parking lots are open as scheduled and announced	0%	0	0%	0	3%	5	20%	44	24%	54	1%	1
2	Parking spaces are available (for me)	6%	2	19%	14	26%	42	16%	36	4%	10	0%	0
3	Parking is available for visitors/guests	18%	6	15%	11	6%	10	7%	15	12%	27	32%	35
4	Disabled/handicapped parking is available	9%	3	1%	1	2%	3	7%	15	17%	37	41%	45
5	Parking close to my building is available (for me)	24%	8	25%	19	21%	34	14%	31	5%	12	0%	0

6	Lighting is adequate at night	12%	4	13%	10	15%	25	8%	17	14%	31	15%	17
7	Ice and snow are cleared in a timely manner	6%	2	7%	5	14%	23	14%	31	17%	39	4%	4
8	Pavement is free of potholes and other hazardous conditions	26%	9	20%	15	13%	21	16%	36	6%	14	8%	9
	Total	Total	34	Total	75	Total	163	Total	225	Total	224	Total	111

Other

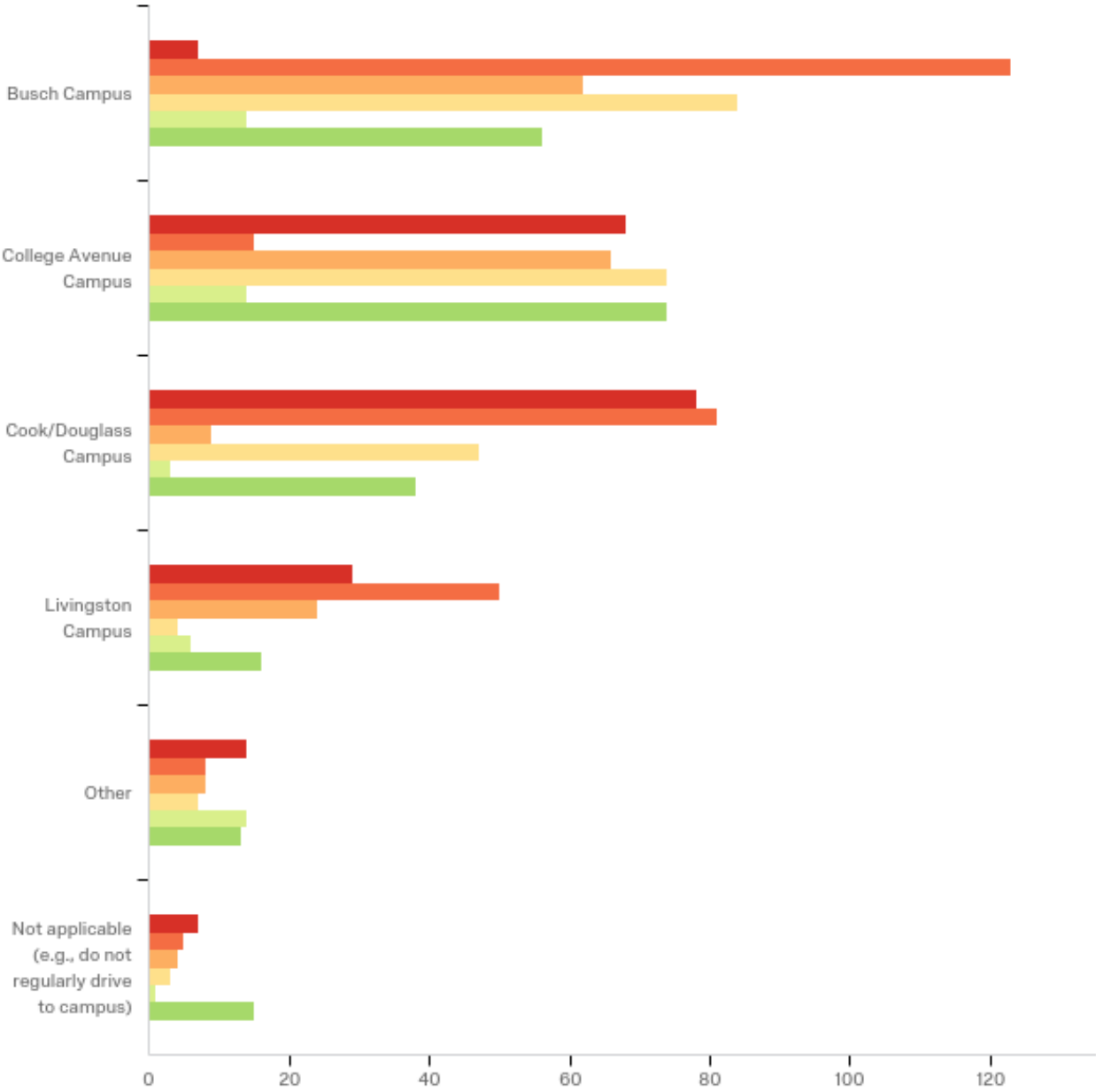
#	Question	Never		Rarely		Sometimes		Often		Always		Don't Know/NA	
1	Parking lots are open as scheduled and announced	0%	0	0%	0	3%	2	15%	15	22%	30	2%	1
2	Parking spaces are available (for me)	0%	0	17%	4	7%	4	19%	19	16%	21	0%	0
3	Parking is available for visitors/guests	38%	5	38%	9	8%	5	3%	3	6%	8	35%	18
4	Disabled/handicapped parking is available	0%	0	4%	1	10%	6	7%	7	13%	17	33%	17
5	Parking close to my building is available (for me)	31%	4	17%	4	23%	14	13%	13	10%	13	0%	0
6	Lighting is adequate at night	15%	2	13%	3	16%	10	12%	12	12%	16	10%	5
7	Ice and snow are cleared in a timely manner	0%	0	4%	1	11%	7	16%	16	13%	17	14%	7
8	Pavement is free of potholes and other hazardous conditions	15%	2	8%	2	21%	13	16%	16	9%	12	6%	3
	Total	Total	13	Total	24	Total	61	Total	101	Total	134	Total	51

Not applicable (e.g., do not regularly drive to campus)

#	Question	Never		Rarely		Sometimes		Often		Always		Don't Know/NA	
1	Parking lots are open as scheduled and announced	0%	0	0%	0	5%	1	12%	4	28%	10	12%	12
2	Parking spaces are available (for me)	10%	1	31%	4	10%	2	15%	5	11%	4	11%	11
3	Parking is available for visitors/guests	30%	3	23%	3	5%	1	9%	3	6%	2	15%	15
4	Disabled/handicapped parking is available	0%	0	0%	0	0%	0	12%	4	11%	4	19%	19

5	Parking close to my building is available (for me)	30%	3	15%	2	24%	5	9%	3	11%	4	10%	10
6	Lighting is adequate at night	10%	1	8%	1	19%	4	12%	4	11%	4	13%	13
7	Ice and snow are cleared in a timely manner	0%	0	15%	2	19%	4	15%	5	11%	4	12%	12
8	Pavement is free of potholes and other hazardous conditions	20%	2	8%	1	19%	4	18%	6	11%	4	10%	10
	Total	Total	10	Total	13	Total	21	Total	34	Total	36	Total	102

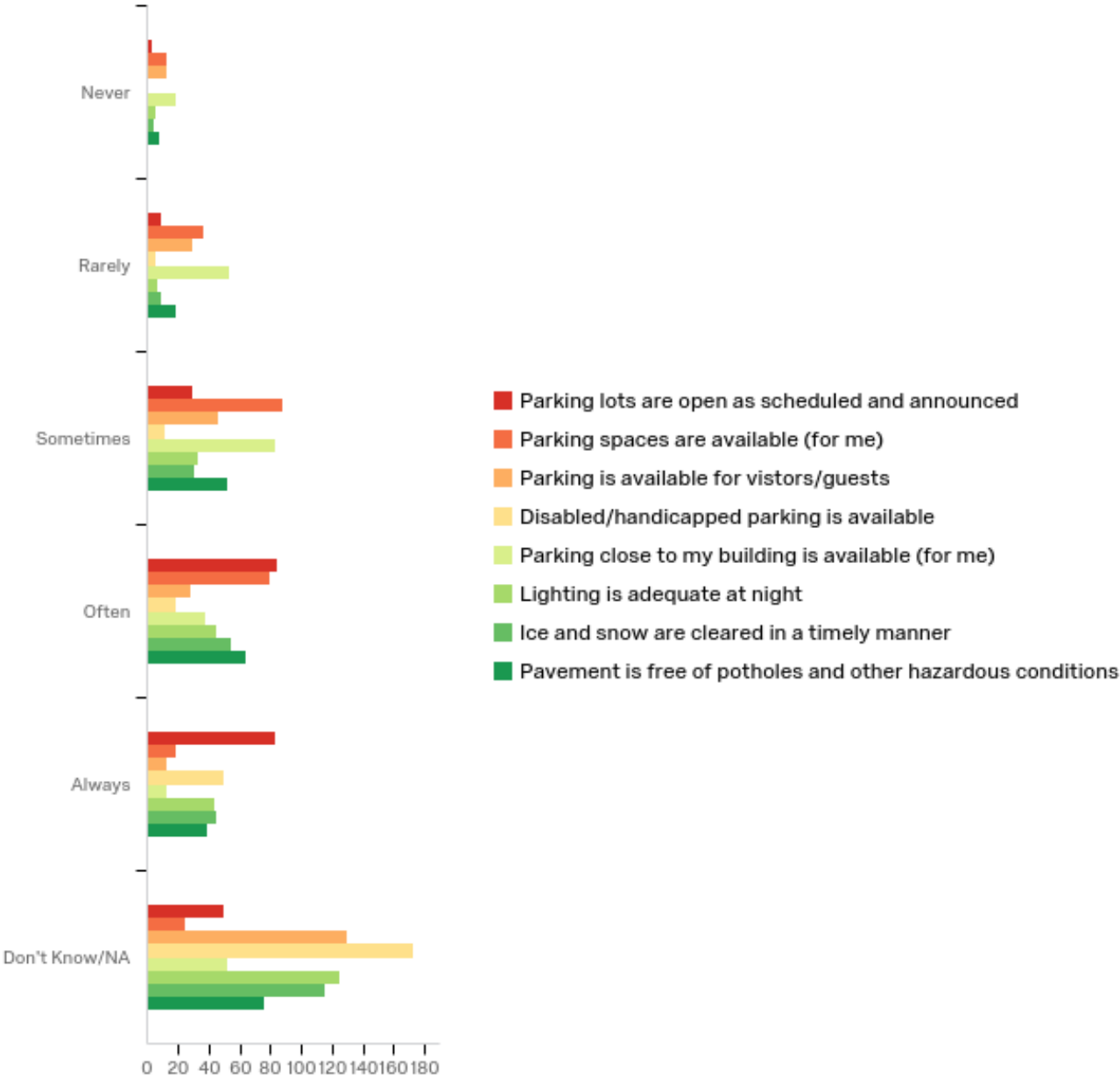
Which other campuses do you park on, besides your regular work location?



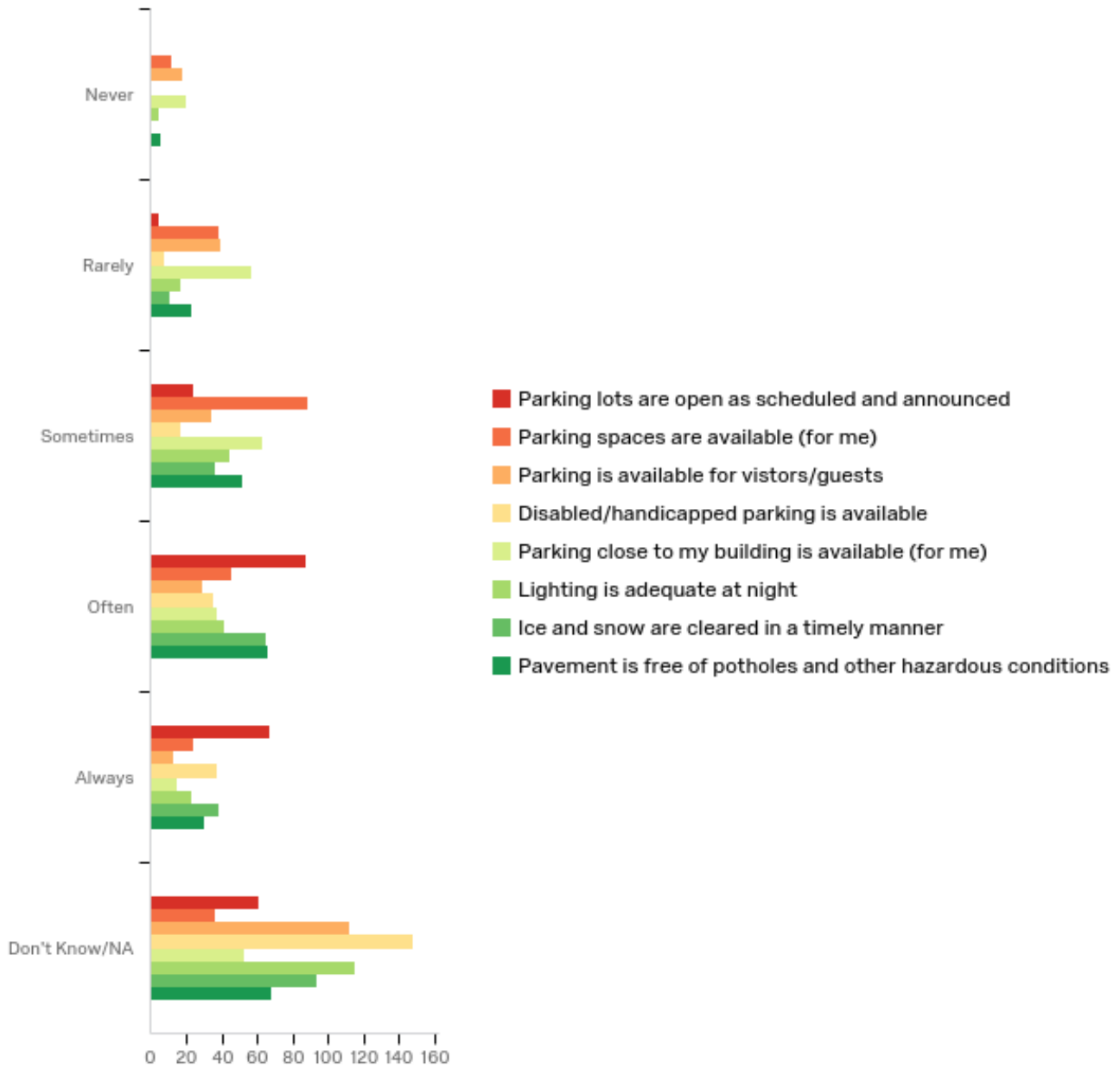
#	Question	Busch Campu s		College Avenu e Campu s		Cook/Dougla ss Campus		Livingst on Campus		Oth er		Not applicab le (e.g., do not regularl y drive to campus)	
1	Busch Campus	3%	7	30%	68	45%	78	31%	29	29%	14	28%	7
2	College Avenue Campus	52%	123	7%	15	46%	81	53%	50	17%	8	20%	5
3	Cook/Dougla s Campus	26%	62	30%	66	5%	9	25%	24	17%	8	16%	4
4	Livingston Campus	36%	84	33%	74	27%	47	4%	4	15%	7	12%	3
5	Other	6%	14	6%	14	2%	3	6%	6	29%	14	4%	1
6	Not applicable	24%	56	33%	74	22%	38	17%	16	27%	13	60%	15
	Total	Total	235	Total	223	Total	175	Total	95	Tot al	48	Total	25

Thinking about your travel around Rutgers at places you must travel to other than your regular work location, how frequently have you experienced the following issues with parking at Rutgers lots? - Frequency

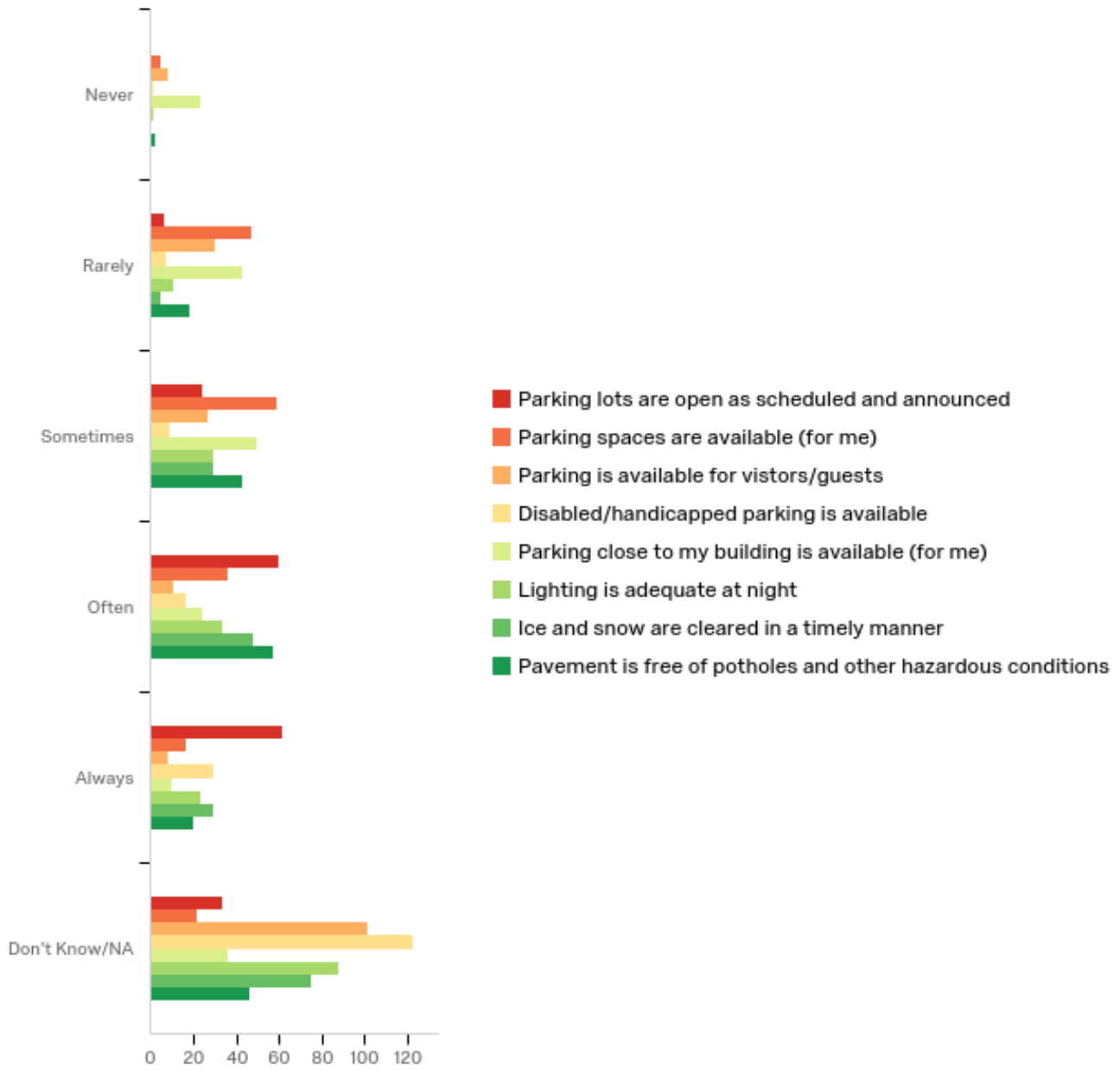
Busch Campus



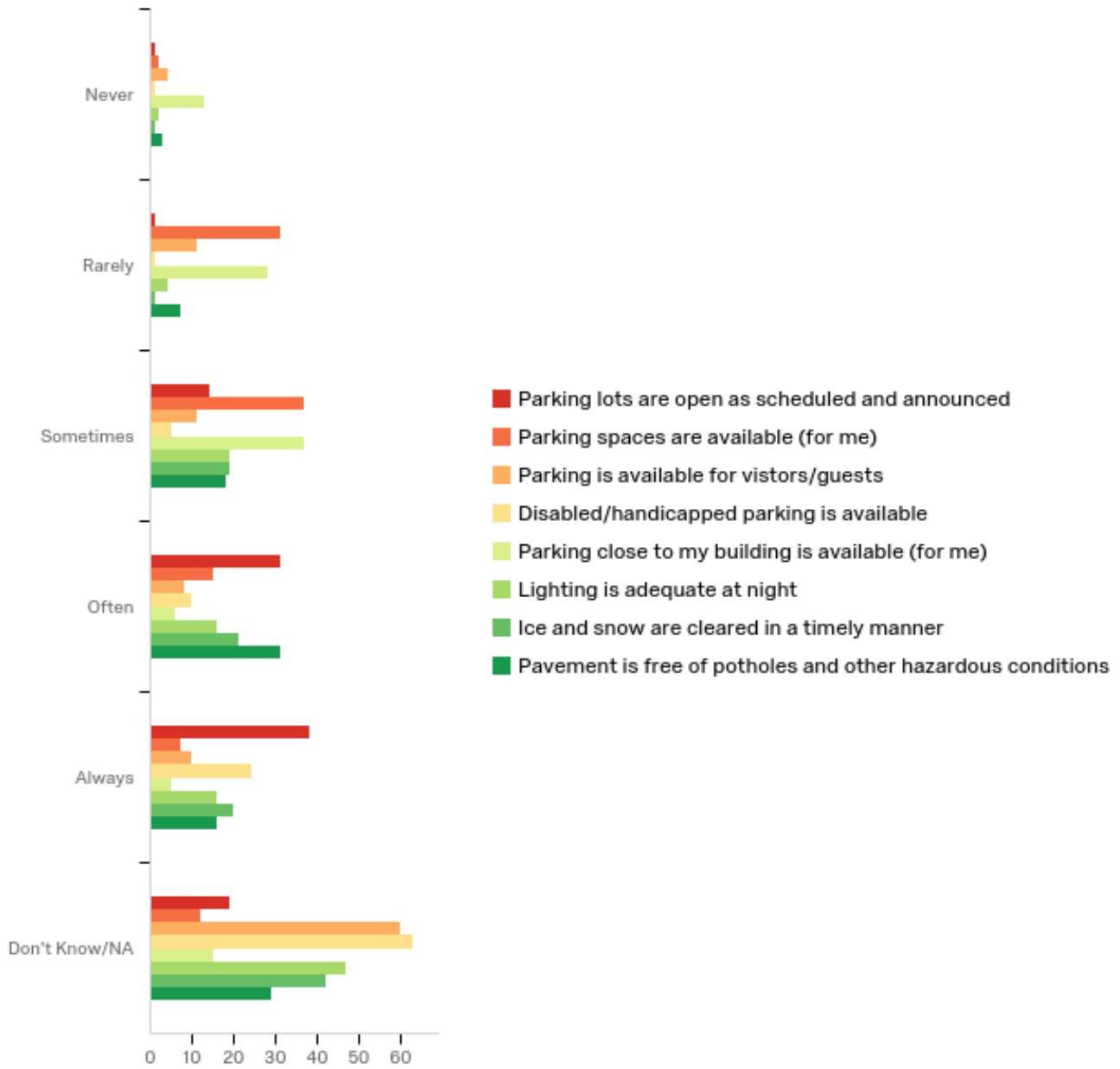
College Avenue Campus



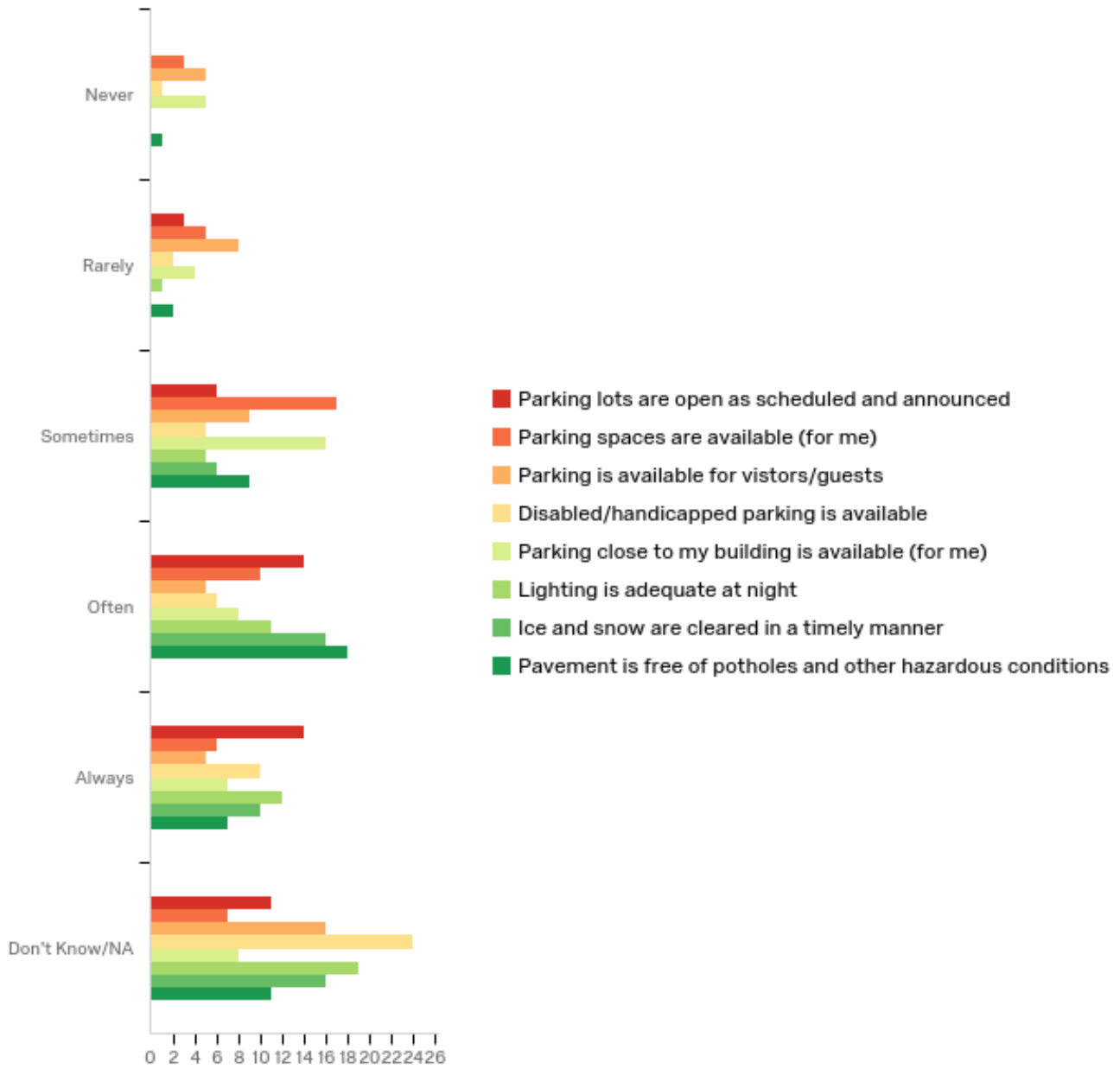
Cook/Douglass Campus



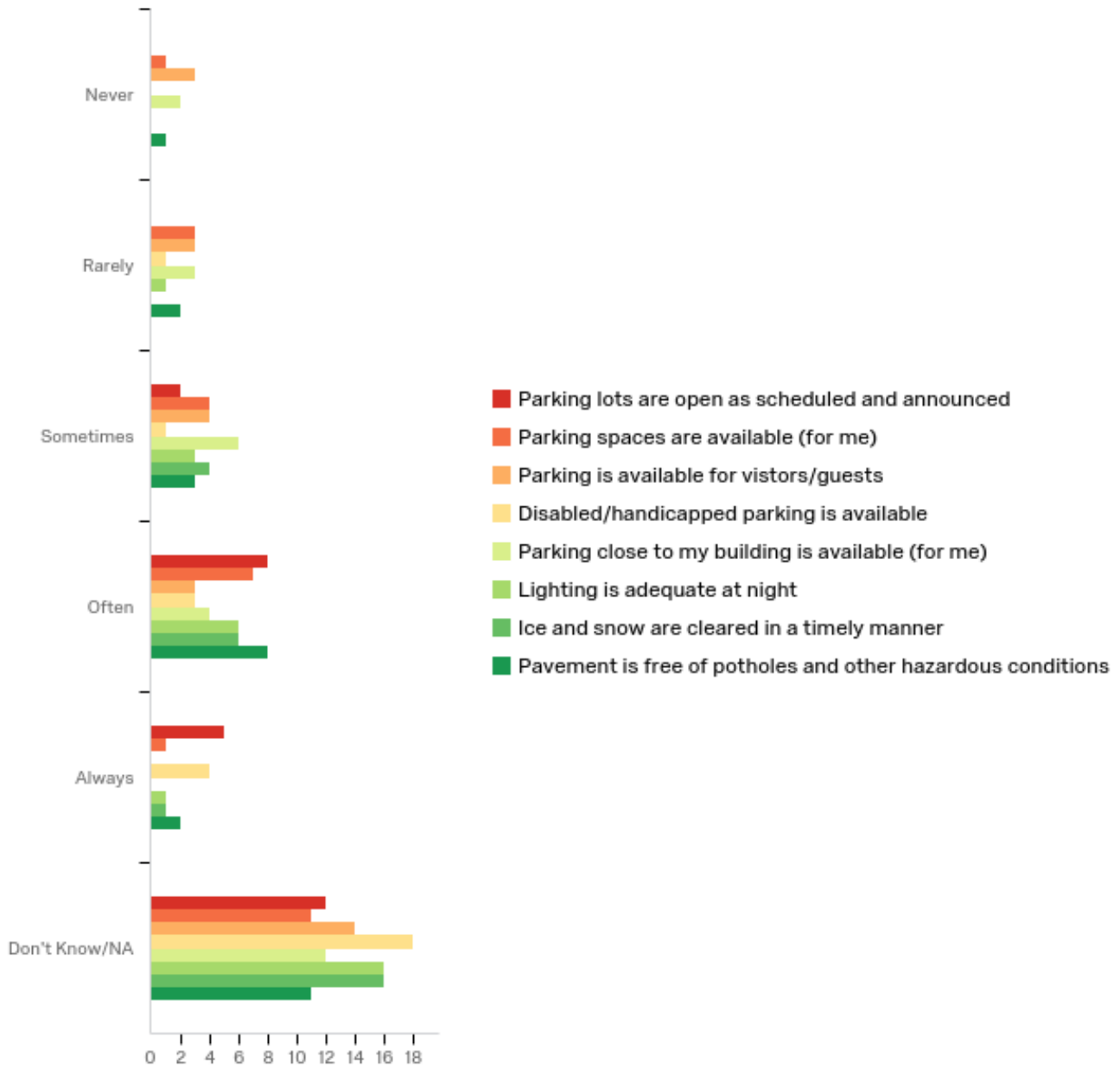
Livingston Campus



Other



Not applicable (e.g., do not regularly drive to campus)



Busch Campus

#	Question	Never		Rarely		Sometimes		Often		Always		Don't Know/NA	
1	Parking lots are open as scheduled and announced	5%	3	5%	9	8%	29	20%	84	27%	83	7%	50
2	Parking spaces are available (for me)	18%	12	22%	37	24%	88	19%	79	6%	18	3%	24
3	Parking is available for visitors/guests	20%	13	17%	29	12%	46	7%	28	4%	12	17%	130
4	Disabled/handicapped parking is available	2%	1	3%	5	3%	11	4%	18	16%	50	23%	173
5	Parking close to my building is available (for me)	29%	19	32%	53	22%	83	9%	38	4%	13	7%	52
6	Lighting is adequate at night	8%	5	4%	6	9%	33	11%	45	14%	44	17%	125
7	Ice and snow are cleared in a timely manner	6%	4	5%	9	8%	30	13%	54	15%	45	16%	116
8	Pavement is free of potholes and other hazardous conditions	12%	8	11%	19	14%	52	16%	64	13%	39	10%	76
	Total	Total	65	Total	167	Total	372	Total	410	Total	304	Total	746

College Avenue Campus

#	Question	Never		Rarely		Sometimes		Often		Always		Don't Know/NA	
1	Parking lots are open as scheduled and announced	2%	1	3%	5	7%	24	21%	87	27%	67	9%	61
2	Parking spaces are available (for me)	19%	12	19%	38	25%	89	11%	46	10%	24	5%	36
3	Parking is available for visitors/guests	29%	18	20%	39	9%	34	7%	29	5%	13	16%	112
4	Disabled/handicapped parking is available	0%	0	4%	8	5%	17	9%	35	15%	37	22%	148
5	Parking close to my building is available (for me)	32%	20	29%	57	18%	63	9%	37	6%	15	8%	53
6	Lighting is adequate at night	8%	5	9%	17	12%	44	10%	41	9%	23	17%	115
7	Ice and snow are cleared in a timely manner	2%	1	6%	11	10%	36	16%	65	15%	38	14%	94
8	Pavement is free of potholes and other hazardous conditions	10%	6	12%	23	14%	52	16%	66	12%	30	10%	68
	Total	Total	63	Total	198	Total	359	Total	406	Total	247	Total	687

Cook/Douglass Campus

#	Question	Never		Rarely		Sometimes		Often		Always		Don't Know/NA	
1	Parking lots are open as scheduled and announced	0%	0	4%	6	9%	24	21%	60	31%	62	6%	34
2	Parking spaces are available (for me)	13%	5	28%	47	22%	59	13%	36	9%	17	4%	22
3	Parking is available for visitors/guests	20%	8	18%	30	10%	27	4%	11	4%	8	19%	102
4	Disabled/handicapped parking is available	3%	1	4%	7	3%	9	6%	17	15%	29	23%	123
5	Parking close to my building is available (for me)	57%	23	26%	43	19%	50	8%	24	5%	10	7%	36
6	Lighting is adequate at night	3%	1	7%	11	11%	29	12%	34	12%	23	17%	88
7	Ice and snow are cleared in a timely manner	0%	0	3%	5	11%	29	17%	48	15%	29	14%	75
8	Pavement is free of potholes and other hazardous conditions	5%	2	11%	18	16%	43	20%	57	10%	20	9%	46
	Total	Total	40	Total	167	Total	270	Total	287	Total	198	Total	526

Livingston Campus

#	Question	Never		Rarely		Sometimes		Often		Always		Don't Know/NA	
1	Parking lots are open as scheduled and announced	4%	1	1%	1	9%	14	22%	31	28%	38	7%	19
2	Parking spaces are available (for me)	7%	2	37%	31	23%	37	11%	15	5%	7	4%	12
3	Parking is available for visitors/guests	15%	4	13%	11	7%	11	6%	8	7%	10	21%	60
4	Disabled/handicapped parking is available	4%	1	1%	1	3%	5	7%	10	18%	24	22%	63
5	Parking close to my building is available (for me)	48%	13	33%	28	23%	37	4%	6	4%	5	5%	15
6	Lighting is adequate at night	7%	2	5%	4	12%	19	12%	16	12%	16	16%	47
7	Ice and snow are cleared in a timely manner	4%	1	1%	1	12%	19	15%	21	15%	20	15%	42
8	Pavement is free of potholes and other hazardous conditions	11%	3	8%	7	11%	18	22%	31	12%	16	10%	29
	Total	Total	27	Total	84	Total	160	Total	138	Total	136	Total	287

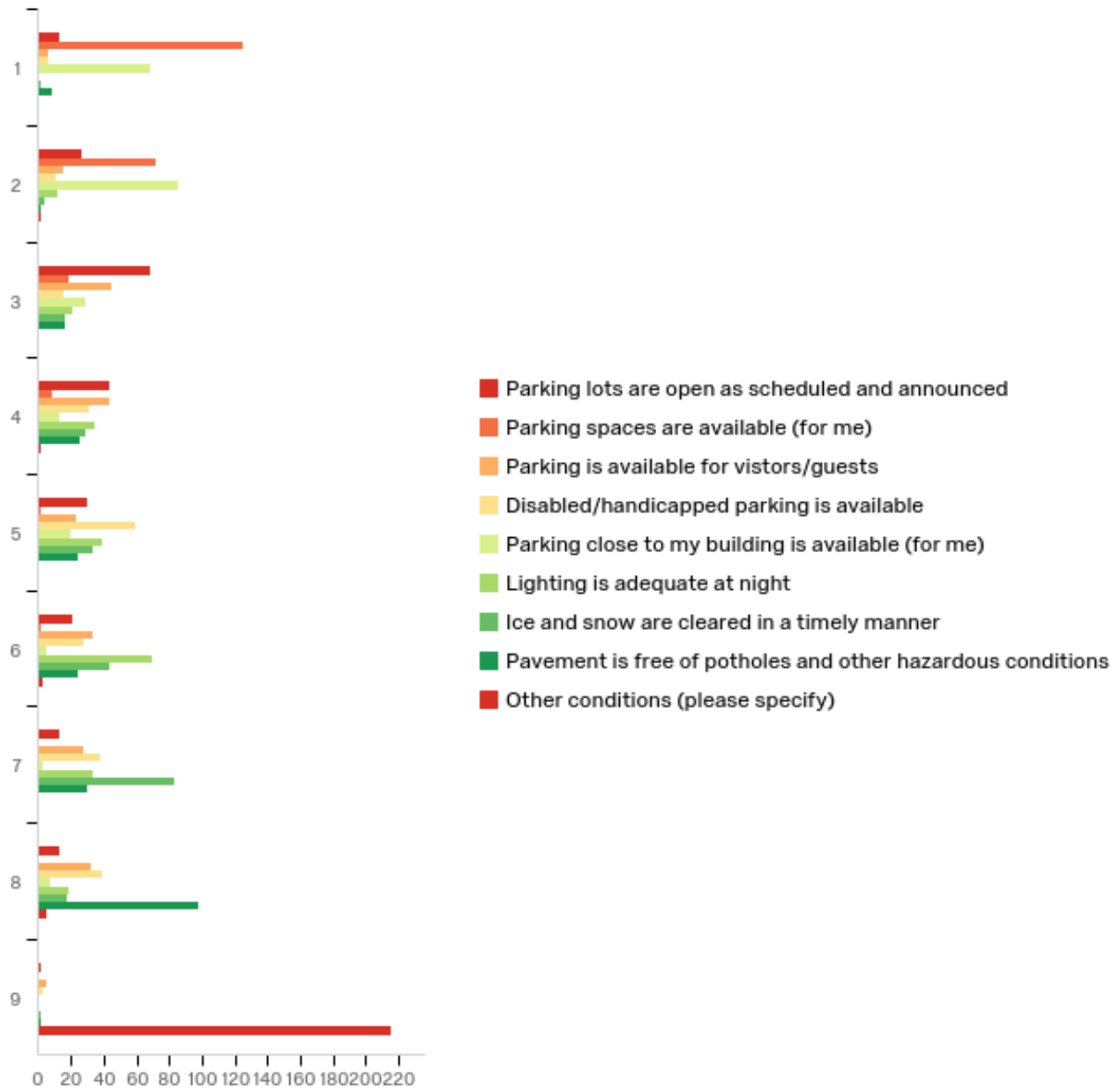
Other

#	Question	Never		Rarely		Sometimes		Often		Always		Don't Know/NA	
1	Parking lots are open as scheduled and announced	0%	0	12%	3	8%	6	16%	14	20%	14	10%	11
2	Parking spaces are available (for me)	20%	3	20%	5	23%	17	11%	10	8%	6	6%	7
3	Parking is available for visitors/guests	33%	5	32%	8	12%	9	6%	5	7%	5	14%	16
4	Disabled/handicapped parking is available	7%	1	8%	2	7%	5	7%	6	14%	10	21%	24
5	Parking close to my building is available (for me)	33%	5	16%	4	22%	16	9%	8	10%	7	7%	8
6	Lighting is adequate at night	0%	0	4%	1	7%	5	13%	11	17%	12	17%	19
7	Ice and snow are cleared in a timely manner	0%	0	0%	0	8%	6	18%	16	14%	10	14%	16
8	Pavement is free of potholes and other hazardous conditions	7%	1	8%	2	12%	9	20%	18	10%	7	10%	11
	Total	Total	15	Total	25	Total	73	Total	88	Total	71	Total	112

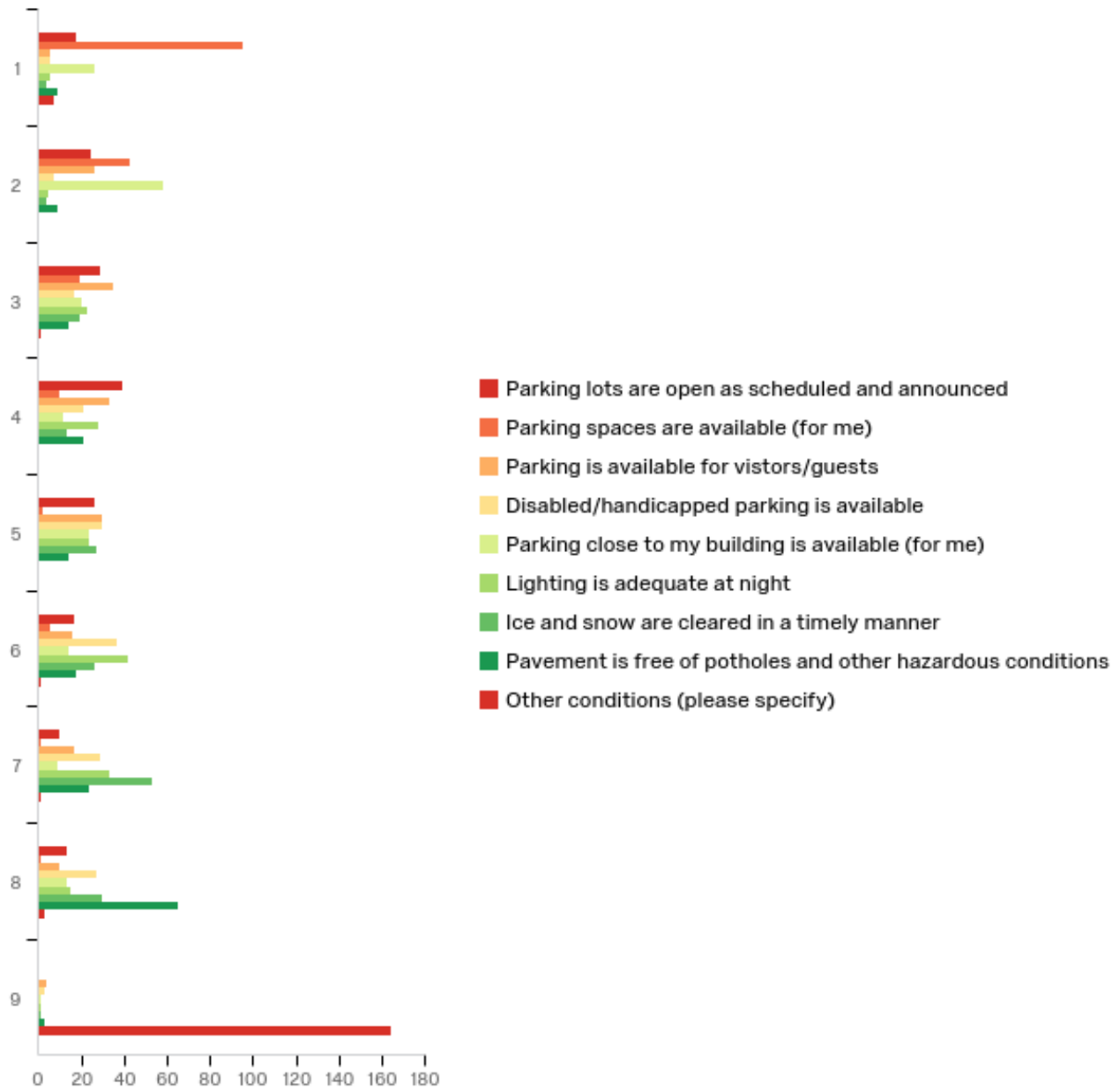
Not applicable (e.g., do not regularly drive to campus)

#	Question	Never		Rarely		Sometimes		Often		Always		Don't Know/NA	
1	Parking lots are open as scheduled and announced	0%	0	0%	0	7%	2	18%	8	36%	5	11%	12
2	Parking spaces are available (for me)	14%	1	23%	3	15%	4	16%	7	7%	1	10%	11
3	Parking is available for visitors/guests	43%	3	23%	3	15%	4	7%	3	0%	0	13%	14
4	Disabled/handicapped parking is available	0%	0	8%	1	4%	1	7%	3	29%	4	16%	18
5	Parking close to my building is available (for me)	29%	2	23%	3	22%	6	9%	4	0%	0	11%	12
6	Lighting is adequate at night	0%	0	8%	1	11%	3	13%	6	7%	1	15%	16
7	Ice and snow are cleared in a timely manner	0%	0	0%	0	15%	4	13%	6	7%	1	15%	16
8	Pavement is free of potholes and other hazardous conditions	14%	1	15%	2	11%	3	18%	8	14%	2	10%	11
	Total	Total	7	Total	13	Total	27	Total	45	Total	14	Total	110

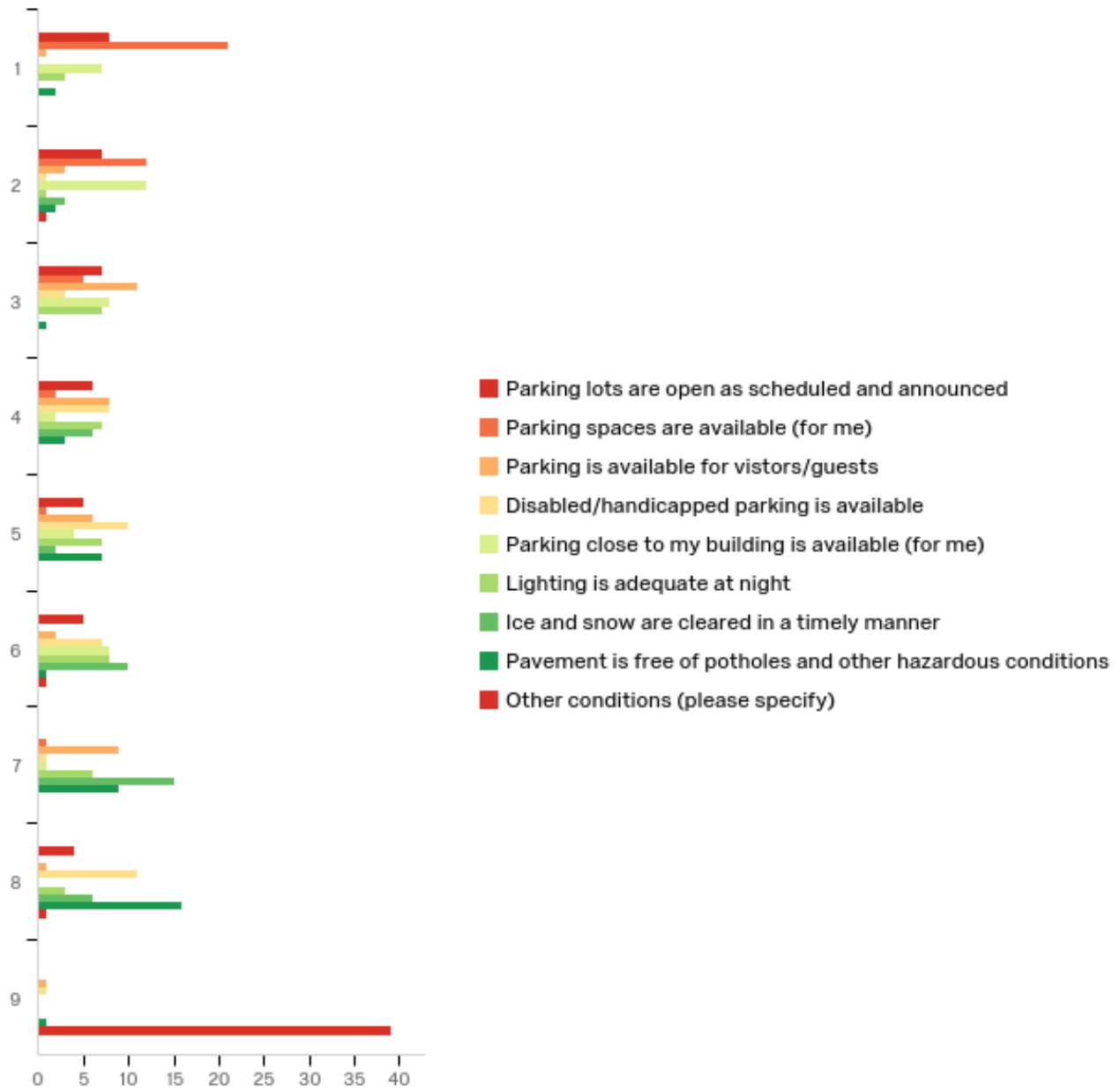
College Avenue Campus



Cook/Douglass Campus



Other



Are there particular times when parking is difficult? Mark the grid below for the times that you experience significant issues with parking during the regular semester.

Busch Campus

#	Question	Early AM (before 9)		Morning (9-12)		Afternoon (12-4 pm)		Evening (after 4 pm)	
1	Monday	20%	18	21%	140	20%	119	22%	16
2	Tuesday	20%	18	20%	134	19%	113	22%	16
3	Wednesday	20%	18	20%	138	21%	120	22%	16
4	Thursday	20%	18	20%	134	20%	115	20%	15
5	Friday	18%	17	17%	119	16%	95	11%	8
6	Saturday	2%	2	1%	9	2%	11	3%	2
7	Sunday	1%	1	1%	8	2%	10	1%	1
	Total	Total	92	Total	682	Total	583	Total	74

College Avenue Campus

#	Question	Early AM (before 9)		Morning (9-12)		Afternoon (12-4 pm)		Evening (after 4 pm)	
1	Monday	21%	36	20%	169	20%	147	22%	28
2	Tuesday	20%	34	21%	177	21%	153	22%	28
3	Wednesday	21%	35	21%	176	21%	150	22%	28
4	Thursday	20%	34	21%	176	21%	155	20%	26
5	Friday	16%	27	15%	131	14%	98	12%	15
6	Saturday	1%	1	2%	13	1%	10	1%	1
7	Sunday	1%	1	1%	11	1%	9	1%	1
	Total	Total	168	Total	853	Total	722	Total	127

Cook/Douglass Campus

#	Question	Early AM (before 9)		Morning (9-12)		Afternoon (12-4 pm)		Evening (after 4 pm)	
1	Monday	20%	10	21%	89	21%	91	20%	9
2	Tuesday	20%	10	21%	91	21%	91	15%	7
3	Wednesday	14%	7	21%	89	22%	95	26%	12
4	Thursday	18%	9	20%	87	21%	90	17%	8
5	Friday	16%	8	14%	59	12%	51	13%	6
6	Saturday	6%	3	2%	9	2%	8	2%	1
7	Sunday	4%	2	2%	7	2%	8	7%	3
	Total	Total	49	Total	431	Total	434	Total	46

Livingston Campus

#	Question	Early AM (before 9)		Morning (9-12)		Afternoon (12-4 pm)		Evening (after 4 pm)	
1	Monday	25%	5	21%	57	22%	61	21%	21
2	Tuesday	20%	4	21%	56	21%	59	20%	20
3	Wednesday	15%	3	21%	57	22%	60	23%	23
4	Thursday	20%	4	21%	57	21%	59	21%	21
5	Friday	10%	2	12%	32	11%	30	9%	9
6	Saturday	5%	1	1%	4	1%	3	1%	1
7	Sunday	5%	1	2%	5	1%	3	3%	3
	Total	Total	20	Total	268	Total	275	Total	98

Other

#	Question	Early AM (before 9)		Morning (9-12)		Afternoon (12-4 pm)		Evening (after 4 pm)	
1	Monday	20%	4	19%	30	20%	20	25%	1
2	Tuesday	20%	4	19%	30	20%	20	25%	1
3	Wednesday	20%	4	20%	31	22%	22	25%	1
4	Thursday	20%	4	20%	31	18%	18	25%	1
5	Friday	20%	4	18%	29	16%	16	0%	0
6	Saturday	0%	0	2%	3	2%	2	0%	0
7	Sunday	0%	0	2%	3	2%	2	0%	0
	Total	Total	20	Total	157	Total	100	Total	4

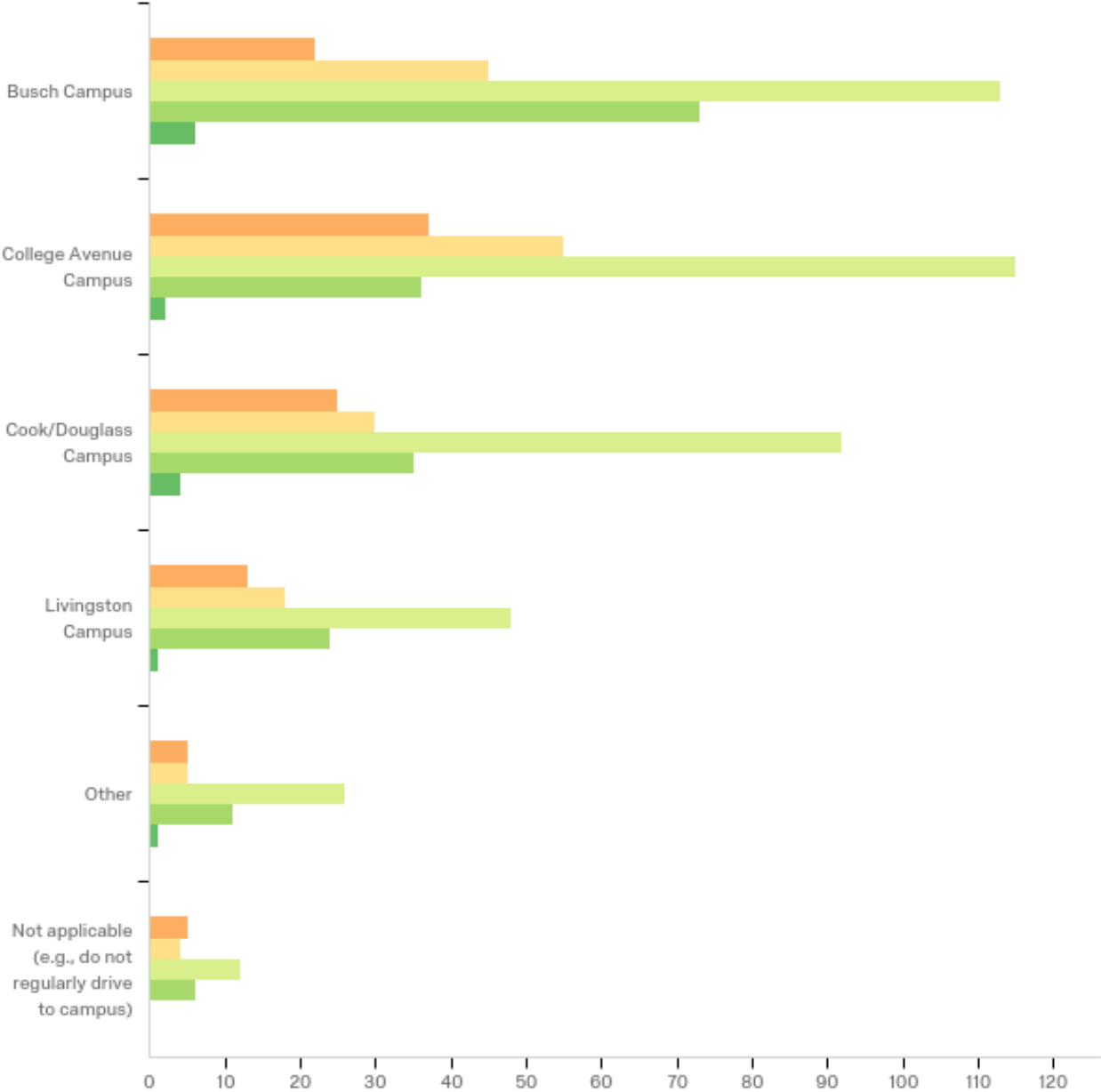
Not applicable (e.g., do not regularly drive to campus)

#	Question	Early AM (before 9)		Morning (9-12)		Afternoon (12-4 pm)		Evening (after 4 pm)	
1	Monday	50%	1	18%	6	15%	3	17%	1
2	Tuesday	0%	0	21%	7	15%	3	17%	1
3	Wednesday	50%	1	21%	7	25%	5	17%	1
4	Thursday	0%	0	21%	7	15%	3	17%	1
5	Friday	0%	0	21%	7	20%	4	17%	1
6	Saturday	0%	0	0%	0	5%	1	17%	1
7	Sunday	0%	0	0%	0	5%	1	0%	0
	Total	Total	2	Total	34	Total	20	Total	6

On average, how many days per week do you park on campus during the semester?

#	Question	Busch Campuses	College Avenue Campuses	Cook/Douglas Campus	Livingston Campus	Not applicable (e.g., do not regularly drive to campus)	Other						
5	0	0%	0	1%	2	0%	0	0%	0	56%	15	0%	0
4	1	3%	8	6%	15	3%	6	1%	1	26%	7	6%	3
3	2	5%	12	15%	37	7%	13	8%	8	15%	4	13%	6
2	3	8%	20	29%	71	17%	31	34%	35	4%	1	8%	4
6	4	18%	47	27%	65	22%	40	31%	32	0%	0	13%	6
1	5	54%	140	19%	46	38%	70	21%	22	0%	0	54%	26
0	6	10%	26	3%	7	12%	23	6%	6	0%	0	6%	3
7	7	2%	6	1%	2	2%	3	0%	0	0%	0	0%	0
	Total	Total	259	Total	245	Total	186	Total	104	Total	27	Total	48

How satisfied are you with the information provided by Parking and Transportation on its website?

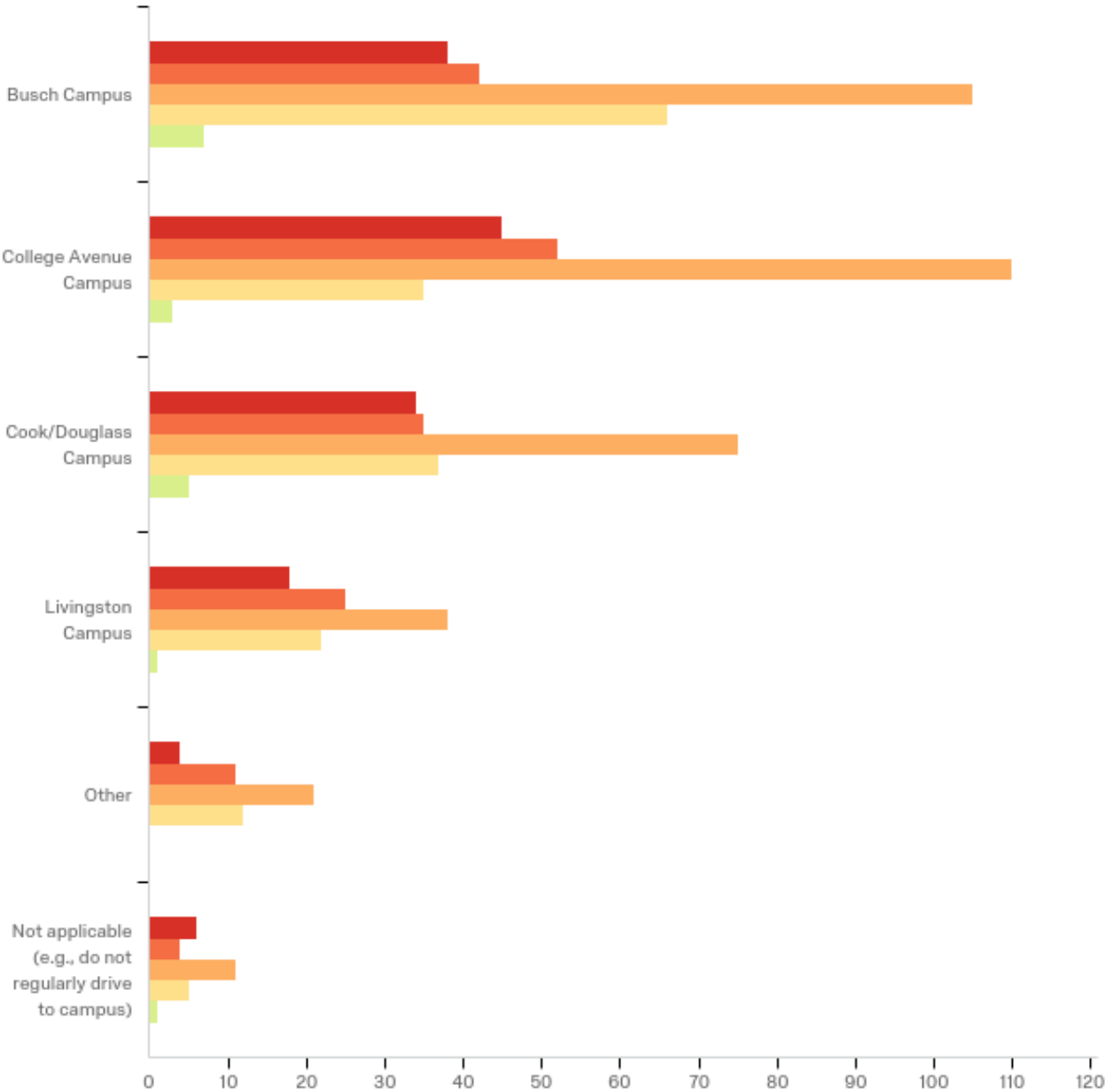


Bars represent frequency counts (from top to bottom for each location):

- Not at all satisfied
- Slightly satisfied
- Moderately Satisfied
- Vary Satisfied
- Extremely Satisfied

#	Question	Busch Campus		College Avenue Campus		Cook/Douglass Campus		Livingston Campus		Other		Not applicable (e.g., do not regularly drive to campus)	
1	Not at all satisfied	8.5%	22	15.1%	37	13.4%	25	12.5%	13	10.4%	5	18.5%	5
2	Slightly satisfied	17.4%	45	22.4%	55	16.1%	30	17.3%	18	10.4%	5	14.8%	4
3	Moderately satisfied	43.6%	113	46.9%	115	49.5%	92	46.2%	48	54.2%	26	44.4%	12
4	Very satisfied	28.2%	73	14.7%	36	18.8%	35	23.1%	24	22.9%	11	22.2%	6
5	Extremely satisfied	2.3%	6	0.8%	2	2.2%	4	1.0%	1	2.1%	1	0.0%	0
	Total	Total	259	Total	245	Total	186	Total	104	Total	48	Total	27

How satisfied are you with the communication you receive directly from Parking and Transportation?

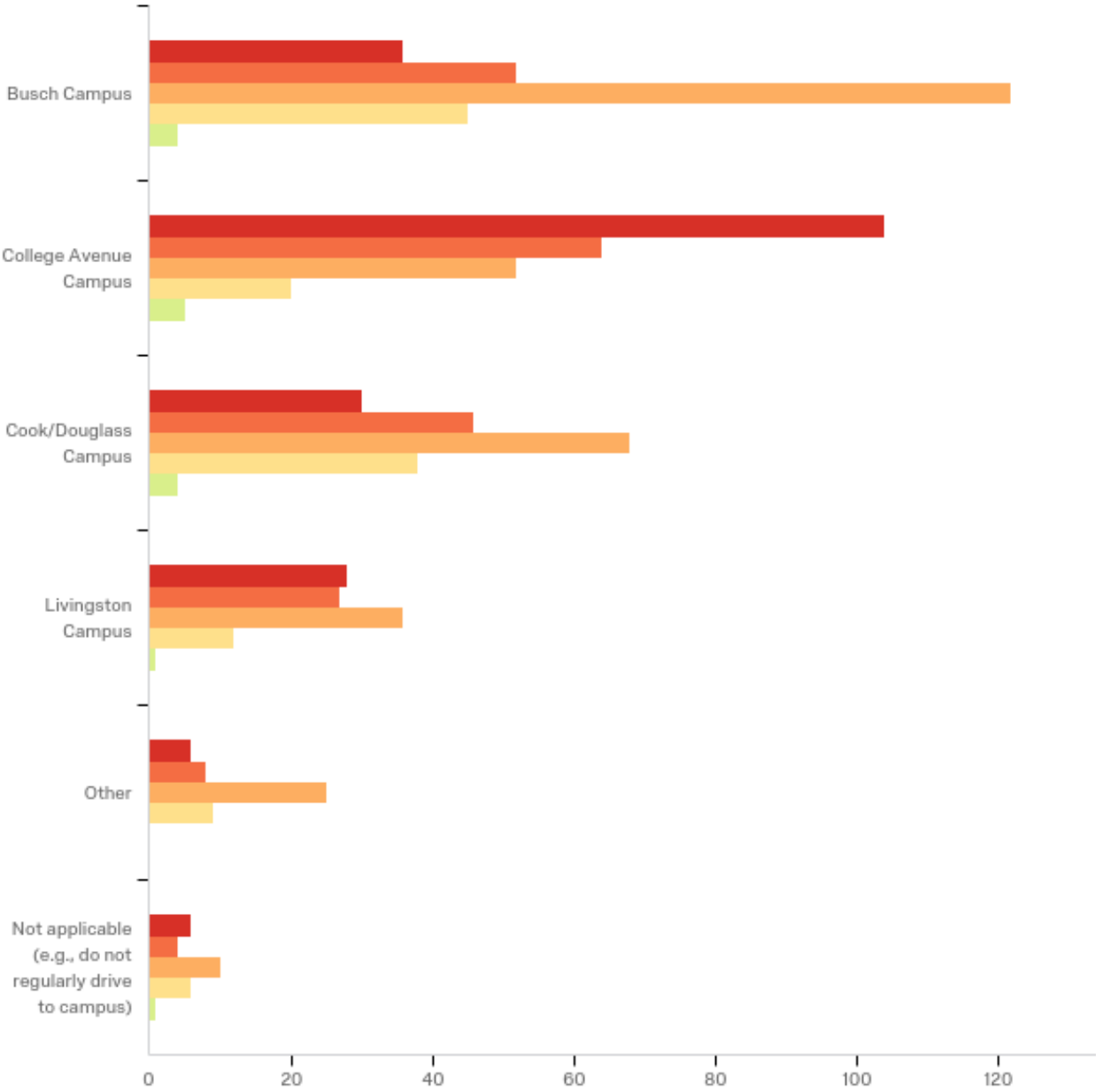


Bars represent frequency counts (from top to bottom for each location):

- Not at all satisfied
- Slightly satisfied
- Moderately Satisfied
- Vary Satisfied
- Extremely Satisfied

#	Question	Busch Campus		College Avenue Campus		Cook/Douglass Campus		Livingston Campus		Other		Not applicable (e.g., do not regularly drive to campus)	
1	Not at all satisfied	15%	38	18%	45	18%	34	17%	18	8%	4	22%	6
2	Slightly satisfied	16%	42	21%	52	19%	35	24%	25	23%	11	15%	4
3	Moderately satisfied	41%	105	45%	110	40%	75	37%	38	44%	21	41%	11
4	Very satisfied	26%	66	14%	35	20%	37	21%	22	25%	12	19%	5
5	Extremely satisfied	3%	7	1%	3	3%	5	1%	1	0%	0	4%	1
	Total	Total	258	Total	245	Total	186	Total	104	Total	48	Total	27

All things considered, how satisfied are you with parking at Rutgers-New Brunswick?



Bars represent frequency counts (from top to bottom for each location):

- Not at all satisfied
- Slightly satisfied
- Moderately Satisfied
- Vary Satisfied
- Extremely Satisfied

#	Question	Busch Campus		College Avenue Campus		Cook/Douglass Campus		Livingston Campus		Other		Not applicable (e.g., do not regularly drive to campus)	
1	Not at all satisfied	14%	36	42%	104	16%	30	27%	28	13%	6	22%	6
2	Slightly satisfied	20%	52	26%	64	25%	46	26%	27	17%	8	15%	4
3	Moderately satisfied	47%	122	21%	52	37%	68	35%	36	52%	25	37%	10
4	Very satisfied	17%	45	8%	20	20%	38	12%	12	19%	9	22%	6
5	Extremely satisfied	2%	4	2%	5	2%	4	1%	1	0%	0	4%	1
	Total	Total	259	Total	245	Total	186	Total	104	Total	48	Total	27

What can Rutgers Parking and Transportation do to improve its parking related communication?

Contact NBFC Chair or Ryan Womack (rwomack@rutgers.edu) for full version with individual comments.